

THE FLINTSTONES™

FRED'S SHIRT-CAKES



WHAT TO DO



Make your fondant pieces using the guide. Don't worry if they're not perfect. You can adjust as you go.



MATERIALS

-  Cupcakes x 12
-  Toothpick
-  Black, Orange, and Turquoise Fondant
-  Plastic Knife



Lay down a base of orange fondant scatter the triangular pieces around the cupcake.




Wrap the neck tie around the top of the cupcake and proceed to layer the rest of the tie down the center.





Your Fred cupcake is complete! Follow steps 2 and 3 to keep making more to share with your friends. Enjoy!

FONDANT PIECES GUIDE

base = orange



leopard spots = black



tie = turquoise

